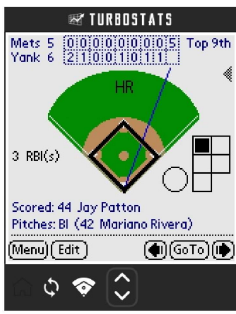
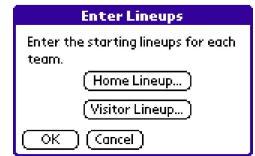


# How to Live Score



2. Tap to Select an existing Lineup or type in a new one

4. Select Lineups



1. Tap for New Game

3. Tap Scorecard to Score Game

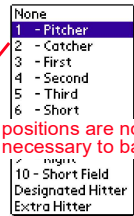
**IMPORTANT!**  
Type Unique Game File Name or first game with same name will be lost

## 5. Create or Adjust Lineups

Tap to Swap Home/Visitors



Tap to set the Positions




positions are not necessary to bat

Tap to Adjust the order  
Tap to Add Players

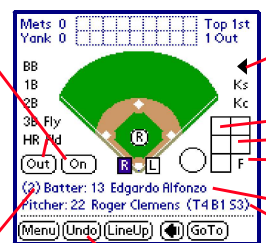
Check if Player is Batting

## 6. ScoreCard View

Tap if Batter is On or Out



Tap to View Spray Charts



Tap for Pitch Charting

Tap to Enter Balls, Strikes, Foul Balls

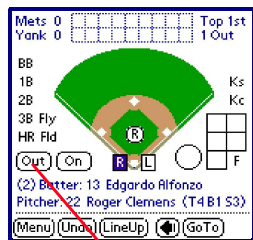
Current Batter and Pitcher

Tap to Undo Last Action

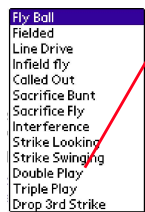
## 7. Batter is Out

Select How the Out Was Made

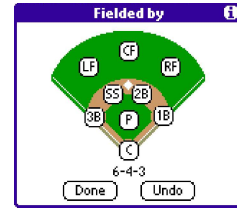
Tap all fielders who touched the ball



Tap for Out Menu



Tap where the Ball was Hit followed by Done



Note: The last number represents the fielder who gets credit for the Put Out. All other fielders get an assist.

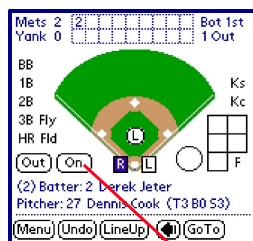
For Double Plays: Enter as shown for the batter then press Done. For the baserunner enter 6-4

## 8. Batter is On

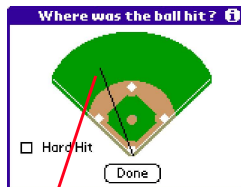
Select How the Batter Reached Base

ScoreKeeper asks about Baserunners

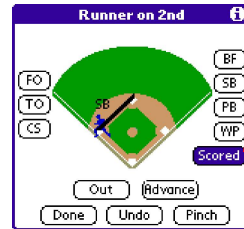
Tap Scored to advance the runner and give the batter an RBI



Tap for On Menu



Tap where the Ball was Hit followed by Done



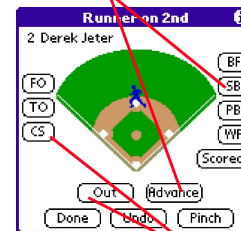
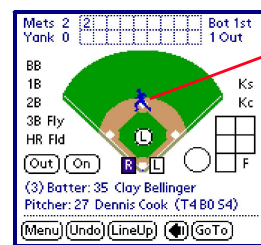
NOTE: If runner scores but no RBI should be given to the batter then do not score the runner, press Done. Advance to the next batter, then Tap the baserunner and then press Scored.

## 9. Runner Steals Base

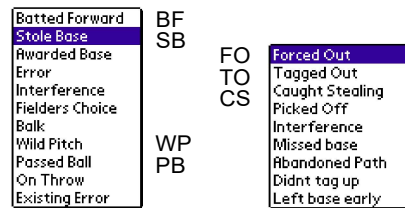
Press Advance or SB if the Runner Steals

Tap Runner who is advancing or out

Tap Runner to enter a Pinch Runner

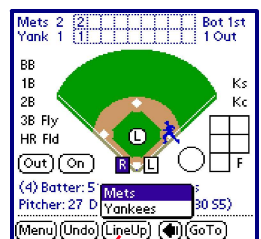


Press Out or CS if the Runner is Caught Stealing

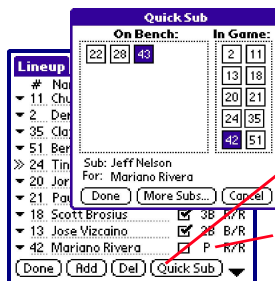


## 10. Lineup & Pitching Changes During Game

## 11. Other Features

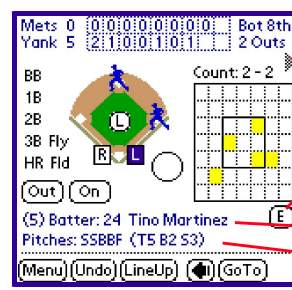


Tap Lineup & Pick Team



Player Subs: Do not edit the players names for subs. Add new players and use Quick Sub

Fielding Changes: Tap positions if players move but stay in game



Tap for Pitch Charting Pitch Chart Edition only

Tap for Errors on Foul Balls

Tap to view Batting Stats

Tap to view Pitching Stats

# ScoreKeeping Tips

**Most common error:** Player hits into a fielder's choice. Don't press the Out button. Press the On button because the player is On Base. Choose Fielder's Choice when prompted what to do with the runner and choose Force Out (FO) for the runner who was out.

**Question:** *How does ScoreKeeper handle a passed ball, wild pitch or error when there are two or more runners on base and they both advance on the play?*

**Answer:** When you tap on a baserunner you will be presented with a dialog box to select how to advance the runner. If you advance all runners by selecting a wild pitch, passball or error - that will result in attributing two or more wild pitches, passballs or errors on the play. The way to correctly score this would be to advance the first runner by charging the player with a wild pitch, passball or error and then to advance the remaining runners by selecting **Advance on Previous Error**.

**Question:** *A player came up to the plate in ScoreKeeper who was not supposed to bat. I went to the lineup and unchecked the player's [ ] Bats box however the player remained up at the plate when I exited the lineup. How do I correct this?*

**Answer:** If you wait until the player is up to uncheck the [x]Bats box you must first undo any balls or strikes thrown you might have scored. Then pull up the Lineup and uncheck the [ ]Bats box. Then after exiting the lineup press the left arrow to move back one player in the lineup. When you press the right arrow the previous player will now be skipped in the batting order.

**Question:** *How do I end the game?*

**Answer:** Whenever you stop scoring the game is over. The team with the most runs is the winner. There is a Game Over menu option but it really does nothing. You can stop scoring a game that might have been called due to weather or darkness and then continue scoring where you left off. **You should end a game after the DUE UP box appears for the next inning** to assure the fielding stats are updated for the last inning. If the game ends with less than 3 outs use Menu>Mercy Rule to end the inning and give the fielders an inning played.

**Question:** *I made a mistake while scoring a game or a player missed his turn at bat and I did not catch it until the third inning. How can I fix this?*

**Answer:** It's a good habit to check the name of the players who are batting while you are scoring. If you make an error you can undo each player back to point of the error and then fix it. If your error is not in the same inning and you don't have time to undo back, you can press the Menu Button and choose Skip Batter until the correct batter is up. You can scroll back and use EDIT or change or fix any statistics in TurboStats after you import the game.

**Special Note:** If the wrong batter is up **Click on HOME PLATE** in ScoreKeeper to bring up the Current Batter. You may have scrolled back in the order. It has also been reported that sometimes, after making lineup changes, ScoreKeeper does not put up the current batter. Clicking Home Plate will correct this.

**Note:** You cannot make any lineup changes for past innings or past batters in ScoreKeeper. The lineup button will only be visible when you are on the current batter and the changes will be used for all stats thereafter. So please make sure you make your lineup and fielding changes at the start of each inning. If you just started scoring an inning and realized that there was a lineup change you forgot to make then: undo the current batter's stats, scroll back one player and then forward again and the lineup button will be visible. Make the lineup changes. Then add back the stats for the current batter. If you have gone too far then just make a note of the error and after you import the game into TurboStats just make the changes manually or use EDIT in ScoreKeeper.

**Quick Sub Tips:** When using the Quick Sub feature you must make sure you saved all lineup changes first by pressing the Done button. Then go back to the Lineup and press Quick Sub. If you make a lineup change and press Quick Sub without saving the lineup first you will lose your edits. This condition may be fixed in a later release of ScoreKeeper.

**Fielding Stats:** ScoreKeeper attributes errors when they occur however it tracks *Innings Played* at the end of the inning when the DUE UP box appears. Therefore it is important that when you finish scoring a game you advance forward to the DUE Up box before you HotSync the game to the PC. Check the website for more related info. Read the document on the website: *"How ScoreKeeper Tracks Innings Played"* under [tech support].

**Note Regarding EDIT Command:** You can change just about anything using the EDIT command in ScoreKeeper. If you use EDIT you will no longer be able to UNDO past that point in the game. You will also lose details for that batter when printing the play by play reports. If at all possible use UNDO to make changes.